



Hydraulic Snowblower

A quality built blower that really works! Throw snow up to 40' while clearing paths down to the ground. Features a no-freeze-up chute design! Two important factors must be considered when purchasing a snowblower for your skid steer loader – gallons per minute and hydraulic pressure (p.s.i.) are very important to the ultimate performance and your satisfaction. Discuss these factors with your product specialist when purchasing. We custom engineer every snowblower to provide maximum performance for your make and model.



Hydraulic chute rotation and deflection is standard equipment. Our design eliminates metal-to-metal contact between the blower and the rotating chute base, preventing freeze-up under any conditions.



Throw snow up to 40'

FEATURES

- Direct drive hydraulic auger
- Replaceable bolt-on high carbon steel cutting edge
- Hydraulic relief – no shear pins
- Hydraulic control valve with electric solenoid controls all chute functions
- Easily adjustable depth skid shoes (optional)



“A Legacy of Excellence Since 1948”

www.erskineattachments.com

SKID STEER



SPECIFICATIONS / OPTIONS

Model	2010 - 48"	2010 - 55"	2010 - 61"	2010 - 73"	2010 - 79"	2010 - 85"
Part Number	900960	900961	900962	900963	900964	900965
Stage	2	2	2	2	2	2
Width of Cut	48"	55"	61"	73"	79"	85"
Cutting Height	29"	29"	29"	29"	29"	29"
Cutting Edge	5/8" x 6" bolt-on	5/8" x 6" bolt-on	5/8" x 6" bolt-on	5/8" x 6" bolt-on	5/8" x 6" bolt-on	5/8" x 6" bolt-on
Auger Diameter	16" open flight	16" open flight	16" open flight	16" open flight	16" open flight	16" open flight
Fan Diameter	20" 4-blade	20" 4-blade	20" 4-blade	20" 4-blade	20" 4-blade	20" 4-blade
Chute Rotation	Hydraulic 270°	Hydraulic 270°	Hydraulic 270°	Hydraulic 270°	Hydraulic 270°	Hydraulic 270°
Pressure Relief	Fan/Auger	Fan/Auger	Fan/Auger	Fan/Auger	Fan/Auger	Fan/Auger
Casting Distance	Up to 30'	Up to 30'	Up to 30'	Up to 30'	Up to 30'	Up to 30'
Shipping Weight	705 lb.	748 lb.	773 lb.	831 lb.	859 lb.	886 lb.
Mounting Plate	Universal/Mini	Universal	Universal	Universal	Universal	Universal
Hoses	Included	Included	Included	Included	Included	Included
Hydraulic Flow	11-25 GPM	11-25 GPM	11-25 GPM	11-25 GPM	11-25 GPM	11-25 GPM
Operating Pressure	2500-3500 PSI	2500-3500 PSI	2500-3500 PSI	2500-3500 PSI	2500-3500 PSI	2500-3500 PSI
Standard Skid Shoes	N/A	N/A				
Hardened Skid Shoes	N/A	N/A				
Urethane Skid Shoes	N/A	N/A				
Pistol Grip Control						
Loader Specific Harness						
Couplers (Installed)						
Urethane Cutting Edge						
Rubber Cutting Edge						



2010 Series pictured

EAT-N | Char-Lynn

No-freeze-up chute design seals out snow and freezing slush

The fan is mounted on a hydraulic motor eliminating the need for a gear box

No chains, sprockets, or PTO shafts. Direct drive hydraulic auger eliminates problematic chain drive

The auger is protected by a **pressure relief valve** which replaces the need for shear pins

Standard **high-carbon** steel cutting edge



Hardened Skid Shoe on 2010 / 2410 (optional)



Urethane Skid Shoe on 2010 / 2410 (optional)

Optional: Wire harness for hydraulic models with attachment controls. Fits Cat/ASV (8-pin) and John Deere/New Holland/CASE/Bobcat (14-pin)



Optional: Pistol Grip Control Harness is required if skid steer is **NOT** equipped with attachment control system. (Only needed when ordering hydraulic angling model).

SEE NEXT PAGE FOR ADD'L MODELS

ERSKINE[®]
ATTACHMENTS LLC


Prices, financing and specifications subject to change without notice.

"God gave us a spirit not of fear but of power and love and self-control." - 2 Timothy 1:7

SKID STEER



No chains, sprockets, or PTO shafts. Direct drive hydraulic auger eliminates problematic chain drive. Pressure relief valve replaces the need for shear pins.



Hydraulic control valve with electric solenoid to control chute functions with built-in pressure relief system eliminating the need for shear pins.

SPECIFICATIONS / OPTIONS

Model	2410 – 61"	2410 – 73"	2410 – 79"	2410 – 85"
Part Number	900972	900973	900975	900974
Stage	2	2	2	2
Width of Cut	61"	73"	79"	85"
Cutting Height	36"	36"	36"	36"
Cutting Edge	5/8" x 6" bolt-on	5/8" x 6" bolt-on	5/8" x 6" bolt-on	5/8" x 6" bolt-on
Auger Diameter	18" open flight	18" open flight	18" open flight	18" open flight
Fan Diameter	24" 4-blade	24" 4-blade	24" 4-blade	24" 4-blade
Chute Rotation	Hydraulic 270°	Hydraulic 270°	Hydraulic 270°	Hydraulic 270°
Pressure Relief	Fan/Auger	Fan/Auger	Fan/Auger	Fan/Auger
Casting Distance	Up to 40'	Up to 40'	Up to 40'	Up to 40'
Shipping Weight	880 lb.	938 lb.	976 lb.	1,003 lb.
Mounting Plate	Universal	Universal	Universal	Universal
Hoses	Included	Included	Included	Included
Hydraulic Flow Requirement	24-38 GPM	24-38 GPM	24-38 GPM	24-38 GPM
Operating Pressure	2500-3500 PSI	2500-3500 PSI	2500-3500 PSI	2500-3500 PSI

- Standard Skid Shoes
- Hardened Skid Shoes
- Urethane Skid Shoes
- Pistol Grip Control Harness
- Loader Specific Wire Harness
- High Flow Couplers (Installed)
- Hydraulic Truck Loading Chute
- Urethane Cutting Edge
- Rubber Cutting Edge



"A Legacy of Excellence Since 1948"


www.erskinattachments.com

Better by Design


- The durable new 5/8" x 6" cutting edge design provides significantly more surface area, allowing it to act as a skid shoe and extending the life of the cutting edge. You can now achieve the desired cutting effect simply by controlling the angle of the snowblower.
- Shortened end plates allow the auger to lead. In hard packed snow, the auger makes contact first and starts chewing it up for maximum effectiveness and reduced resistance.
- The cut back top design provides better visibility and allows snow to fall into the auger to be blown rather than slide off the back of the snowblower.
- The new cutting edge extends beyond the end plates, adding wear bar protection.




Optional urethane skid shoes (left) and cutting edge (right)



Normal cut.



Aggressive cut.



No cut.

SPECIFICATIONS / OPTIONS

Model	2410XL – 61"	2410XL – 73"	2410XL – 79"	2410XL – 85"
Part Number	900981	900982	900984	900983
Stage	2	2	2	2
Width of Cut	61"	73"	79"	85"
Cutting Height	36"	36"	36"	36"
Cutting Edge	5/8" x 6" bolt-on	5/8" x 6" bolt-on	5/8" x 6" bolt-on	5/8" x 6" bolt-on
Auger Diameter	18" open flight	18" open flight	18" open flight	18" open flight
Fan Diameter	24" 4-blade	24" 4-blade	24" 4-blade	24" 4-blade
Chute Rotation	Hydraulic 270°	Hydraulic 270°	Hydraulic 270°	Hydraulic 270°
Pressure Relief	Fan/Auger	Fan/Auger	Fan/Auger	Fan/Auger
Casting Distance	Up to 40'	Up to 40'	Up to 40'	Up to 40'
Shipping Weight	918 lb.	976 lb.	1,014 lb.	1,041 lb.
Mounting Plate	Universal	Universal	Universal	Universal
Hoses	Included	Included	Included	Included
Hydraulic Flow Requirement	30-50+ GPM	30-50+ GPM	30-50+ GPM	30-50+ GPM
Operating Pressure	3000-4500 PSI	3000-4500 PSI	3000-4500 PSI	3000-4500 PSI

Standard Skid Shoes

Hardened Skid Shoes

Urethane Skid Shoes

Pistol Grip Control Harness

Loader Specific Wire Harness

High Flow Couplers (Installed)

Hydraulic Truck Loading Chute

Urethane Cutting Edge

Rubber Cutting Edge

Optional:

Rubber or Urethane Protective Cutting Edges prevent unwanted damage when used on parking lots, decorative driveways, sidewalks, cobblestone and pavers.



ERSKINE[®]

ATTACHMENTS LLC

Prices, financing and specifications subject to change without notice.